

Product: 0.5-40Ghz 4Way power divider

Part Number: LPD-0.5/40-4S



Specification					
No.	Parameter	Minimum	Typical	Maximum	Units
1	Frequency range	0.5	-	40	GHz
2	Insertion Loss	-	-	7.5	dB
3	Phase Balance:	-	-	±7	dB
4	Amplitude Balance	-	-	±0.5	dB
5	Isolation	15	-		dB
6	VSWR	-	-	1.7	-
7	Power			20	W cw
8	Operating Temperature Range	-40	-	+85	°C
9	Impedance	-	50	-	Ω
10	Connector	2.92-F			
11	Preferred finish	Black/Sliver/yellow/blue			

**Remarks:**

1. Not include Theoretical loss 6db 2.Power rating is for load vswr better than 1.20:1

Environmental Specifications	
Operational Temperature	-40°C~+85°C
Storage Temperature	-50°C~+105°C
Altitude	30,000 ft. (Epoxy Sealed Controlled environment)
	60,000 ft. 1.0psi min (Hermetically Sealed Un-controlled environment) (Optional)
Vibration	25gRMS (15 degrees 2KHz) endurance, 1 hour per axis
Humidity	100% RH at 35°C, 95%RH at 40°C
Shock	20G for 11msec half sine wave,3 axis both directions
Mechanical Specifications	
Housing	Aluminum
Connector	Passivated or stainless steel
Female Contact:	gold plated beryllium brass
Rohs	compliant
Weight	0.1kg

成都利德尔科技有限公司 ChengDu Leader Microwave Technology Co.,Ltd

电话: 028-65199117 传真: 028-65199116

<http://www.leadermicrowave.com> [sales@leader-mw.com](mailto:sales@leader-mw.com)

TEL: +86-28-65199117 FAX: +86-28-65199116

Add: 中国 成都市成华区华翰路 89 号 610000

No.89,Huahan Road, chenghua Zone Chengdu, Sichuan China Zip Code:610000

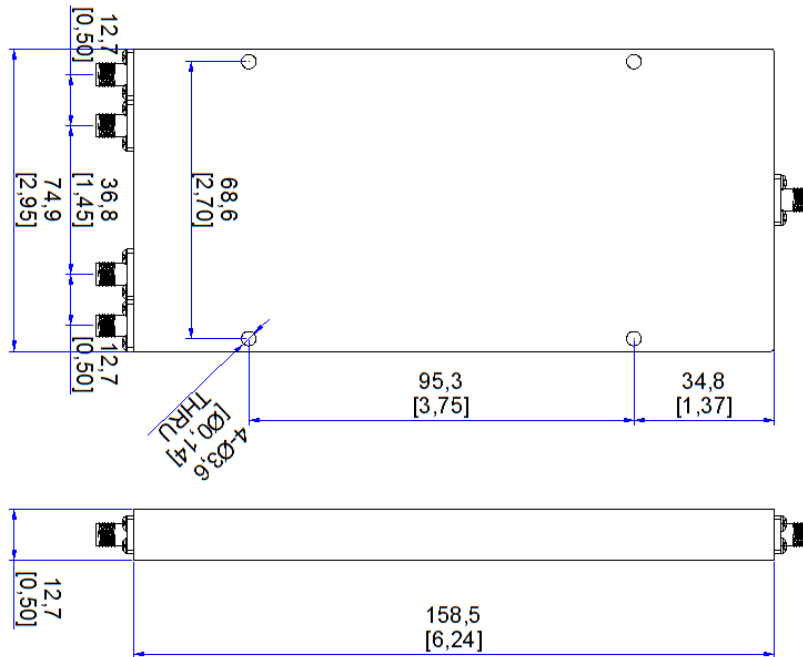
## Outline Drawing:

All Dimensions in mm

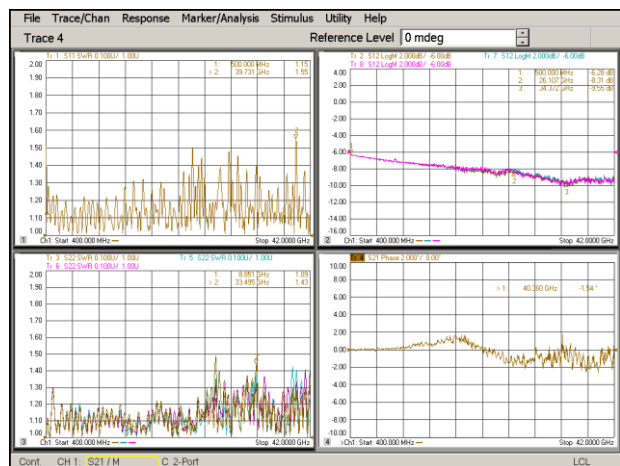
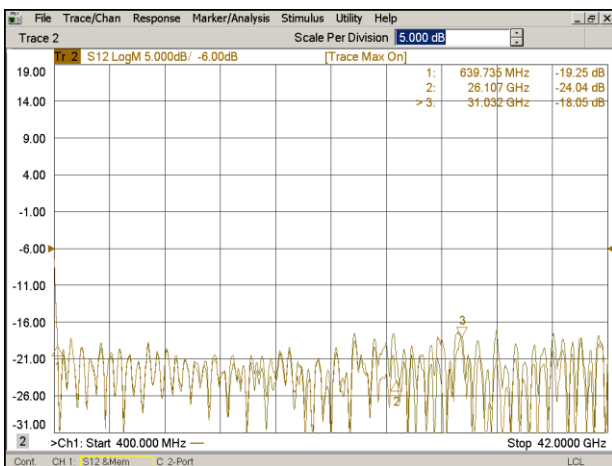
Outline Tolerances  $\pm 0.5(0.02)$

Mounting Holes Tolerances  $\pm 0.2(0.008)$

All Connectors: 2.92-Female



## TEST DATA



成都利德尔科技有限公司 ChengDu Leader Microwave Technology Co.,Ltd

电话: 028-65199117 传真: 028-65199116

<http://www.leadmichrowave.com> [sales@leader-mw.com](mailto:sales@leader-mw.com)

TEL: +86-28-65199117 FAX: +86-28-65199116

Add: 中国 成都市成华区华翰路 89 号 610000

No.89,Huahan Road, chenghua Zone Chengdu, Sichuan China Zip Code:610000